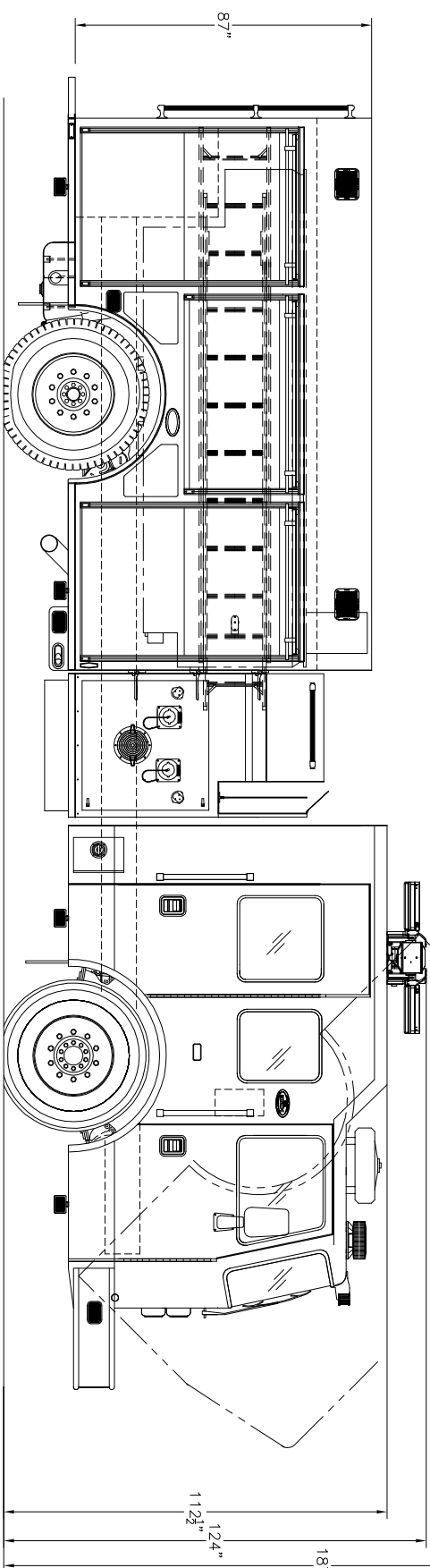


113 1/2"



87"

112 1/2"

124"

**CHASSIS**

CHASSIS: KME PREDATOR/PANTHER LFD 12" RR  
 CAB: 4 DOOR  
 ENGINE: CAT C9 425 HP  
 TRANSMISSION: ALLISON 3000EVS 5-SPD AUT0  
 FRONT AXLE: 20,000#  
 REAR AXLE: 27,000#

**PUMP**

PUMP: HALE QF10 PLUS-125 1250 GPM SINGLE STAGE

INTAKES: DRIVER SIDE: 6" & 2 1/2"

FRONT: OFFICER SIDE: 6"

REAR: DISCHARGES: (2) 2 1/2"

FRONT: OFFICER SIDE: (1) 2 1/2" & (1) 4"

REAR: (2) 2 1/2" SLEAVED

DECK GUN: (1) 3"

OTHER: (2) 1 3/4" CROSSLAYS

**TANK**

TANK: FIBERGLASS

WATER: 1,000

FOAM: EXTRA FILLS:

DUMPS:

**BODY**

BODY TYPE: CHALLENGER WB

MATERIAL: 3/16" ALUMINUM

COMPARTMENTATION: DRIVER SIDE: FULL HEIGHT-FULL DEPTH

OFFICER SIDE: FULL HEIGHT-SPLIT DEPTH

HOSEBED: CAPACITY: WB-10

DIVIDERS: TWO (2)

HOSE LOAD:

**MISC.**

GENERATOR: HARRISON PTO/HYD 10.0-MAS SER 10KW

FOAM SYSTEM: FRONT & REAR DISC BRAKES

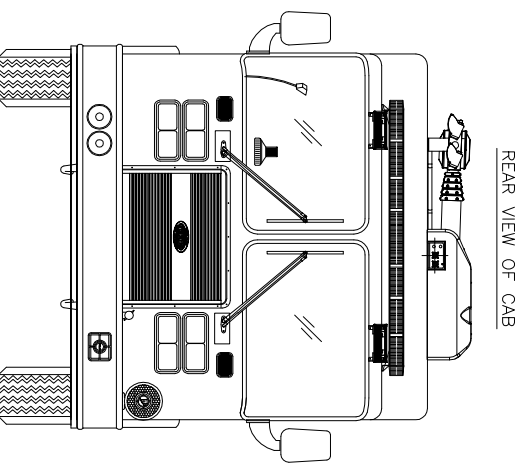
**CUSTOMER APPROVAL:**

NAME:

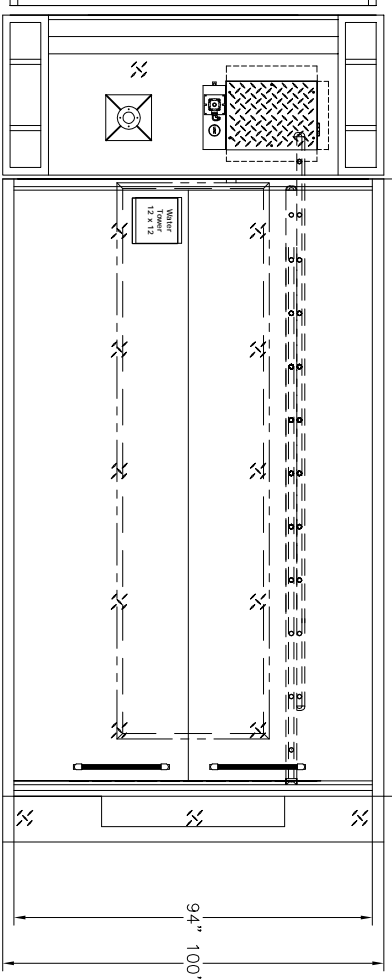
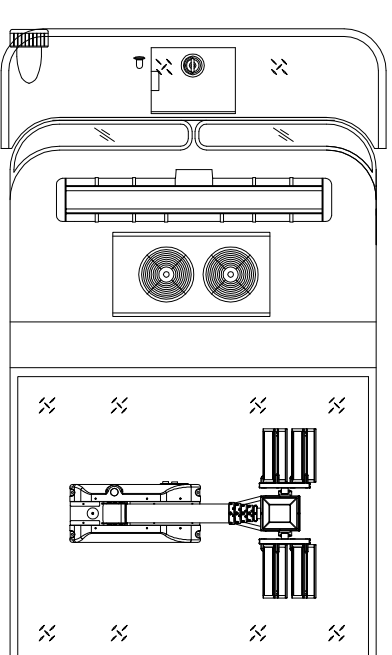
TITLE:

DATE:

THIS DRAWING IS A GENERAL CONFIGURATION AND MAY NOT NECESSARILY REFLECT ALL CONTRACTUAL REQUIREMENTS. CONTRACT SPECIFICATIONS SHALL PREVAIL OVER DRAWING.

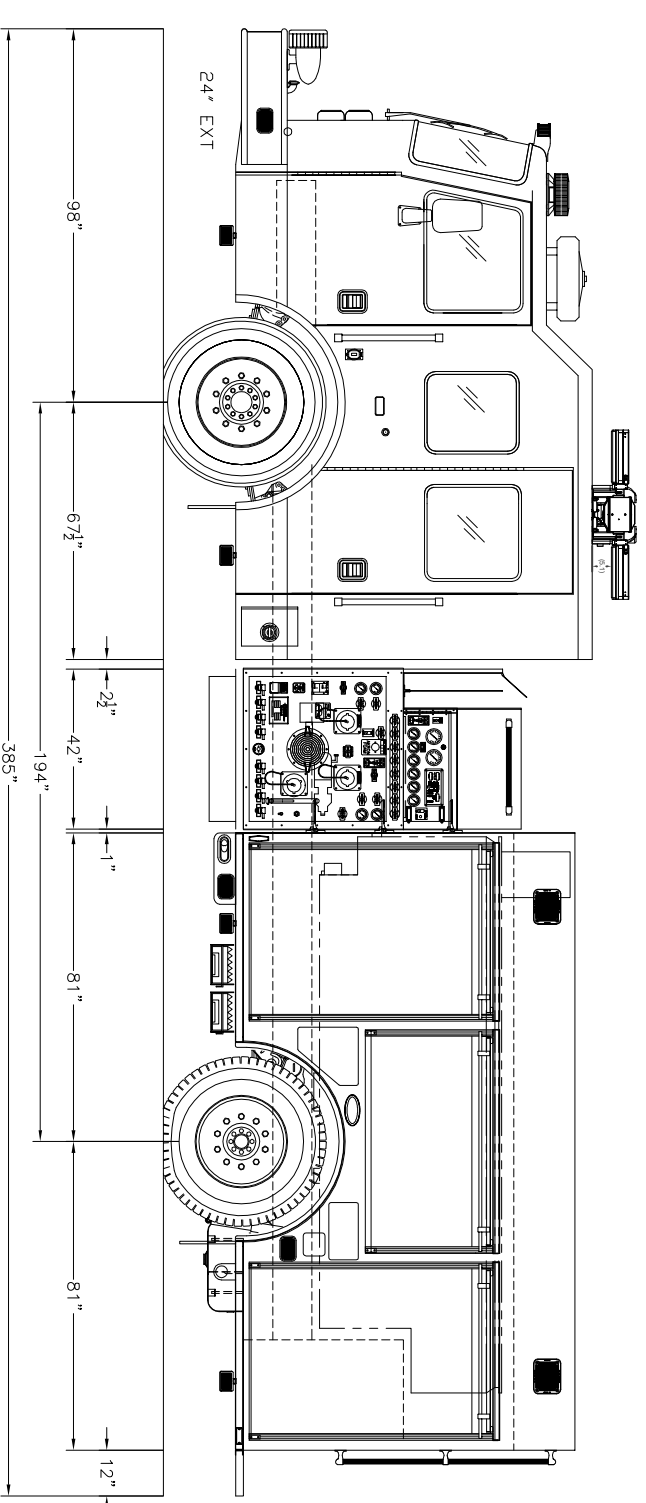


REAR VIEW OF CAB



162" HOSEBED

94" 100"



24" EXT

98"

67 1/2"

21"

42"

1"

81"

81"

12"

GSO#7283 & 7284



KOVATCH MOBILE EQUIPMENT  
 ONE INDUSTRIAL COMPLEX - NESQUEHONING, PA 18240

DATE: 4-30-08 SCALE: 1"=24" DWG SIZE DRAWN BY: JIM APPROVED BY: MB

KME CUSTOM PUMPER

PEMBERTON TWP., NJ